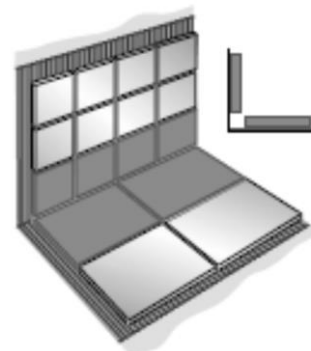

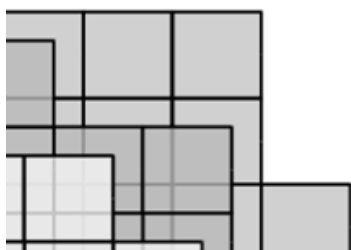
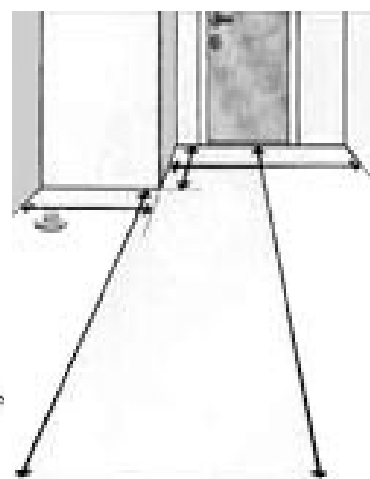
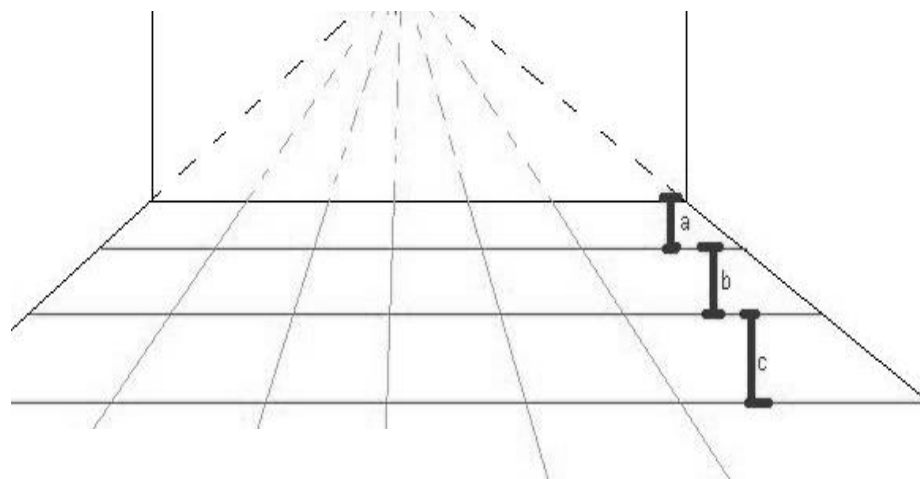
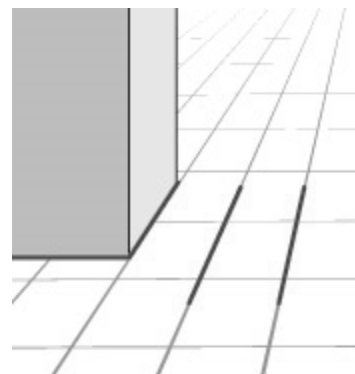

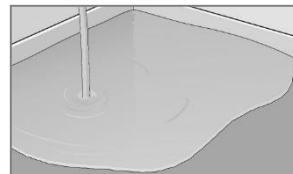
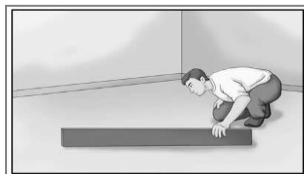
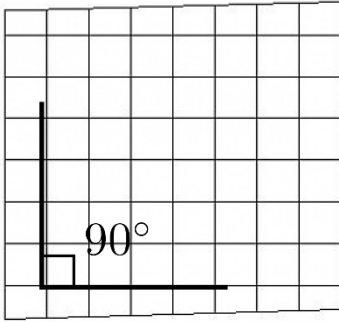


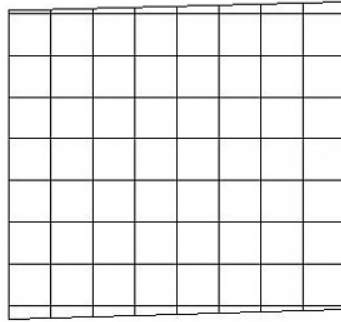
Färdigt underlag golv. AMA Hus 43DC/-2

Måtlängd	Klass A	Klass B
0,25 m	± 1,2 mm	± 1,2 mm
2 m	± 3 mm	± 5 mm

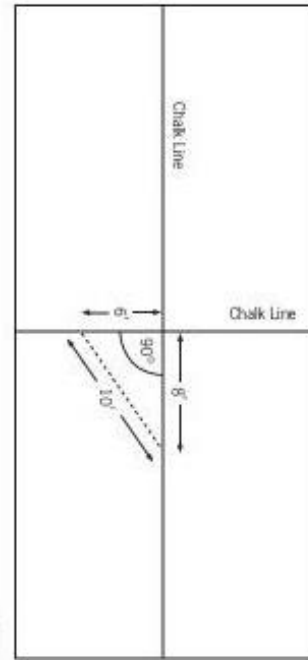
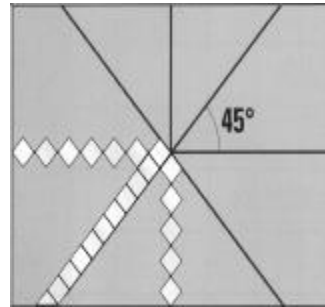
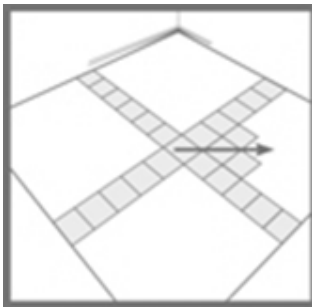
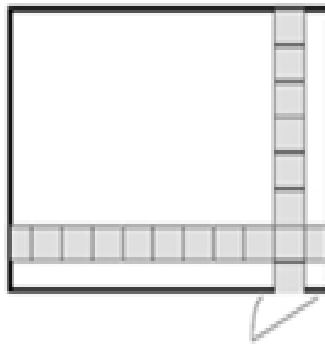
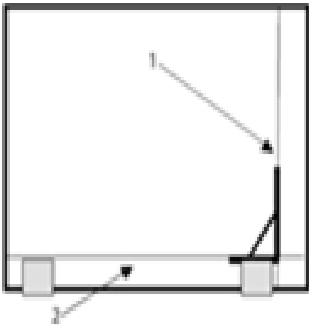




"Rätt"



"Fel"



Plattorna skall sättas i vinkel.  
Fogarna skall på 5 lpm upplevas som raka.  
Plattorna skall även monteras plant.

### Fogsprång :

Plattstorlek ( cm )

10x10

30x30

40x40

30x60

50x50

Större plattor

Tillåten nivåskillnad ( mm )

1,2

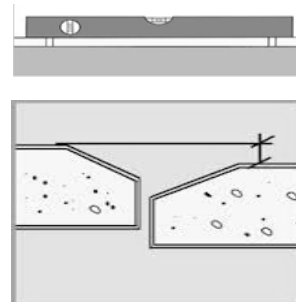
1,6

1,8

1,9

2

2 mm max



### 2.1 Att välja klinkerplattor,

Europeisk kvalitets standard UNI EN 14411

Färg och form är personligt och följer tid och rum.

Plattans format spelar stor roll vid val av brunns typ.

1. Standardbrunn bör plattorna inte vara större än 20x20 i det lokala fallet.
2. Designbrunn – rak, kan stora plattor väljas typ 60x60, planera fallet noga.
3. Designbrunn – 45 grader måste större plattor kuvertskäras vid golvbrunn.

Format

Färg

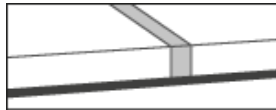
Mönstring

Yta

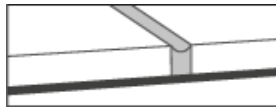
Pressad kant, rund

Sågad kant , rak

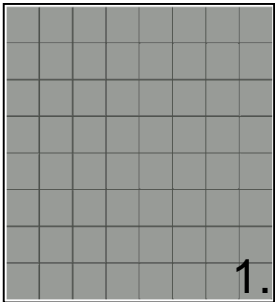
Sättnings modell




Platta med sågad kant, rak  
Skall fogen vara plan mellan  
Plattornas kanter, se bild



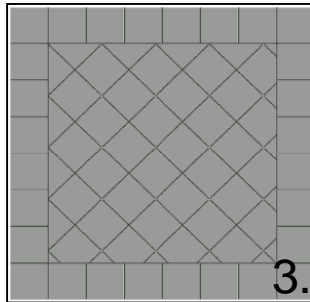
Platta med rundad kant, pressad  
Skall fogen möta glasyrens kanter.  
Fogen blir något rundad, se bild




1.




2.



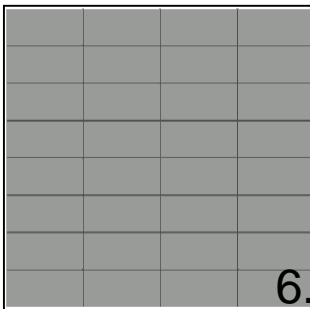
3.



4.



5.



6.